

SHIVANSH FINSERVE LIMITED

(Formerly known as Mansarovar Financial Services Ltd.)

CIN : L65910GJ1984PLC082579

Regd.Off.: 22, First Floor, Harsiddh Complex, Opp.Kalupur Commercial Bank, Income Tax, Ashram Road,
Ahmedabad-380014. Gujarat. India. Ph.: 079-27541073 E-mail : shivanshfinserve@gmail.com Web : www.shivanshfinserve.com

Date :

(I) (a) STATEMENT SHOWING SHARE HOLDING PATTERN FOR THE QUARTER ENDED ON 30/06/2015

SCRIP CODE:M065


COMPANY NAME: SHIVANSH FINSERVE LIMITED

Partly paid - up Shares	No. of Partly Paid up Shares	As a % of total no. of Partly Paid Up Share	As a % of total No. of shares of the Company
Held by promoter/ promoter group	NIL	NIL	NIL
Held by Public	NIL	NIL	NIL
Total	NIL	NIL	NIL
Outstanding Convertible Securities	No. of Outstanding Securities	As a % of total no. of outstanding Convertible securities	As a % of total no. of shares of the Company assuming full conversion of the convertible securities
Held by promoter/ promoter group	NIL	NIL	NIL
Held by Public	NIL	NIL	NIL
Total	NIL	NIL	NIL
Warrants	No. of Warrants	As a % of total no. of Warrants	As a % of total no. of shares of the Company assuming full conversion of Warrants
Held by promoter/ promoter group	NIL	NIL	NIL
Held by Public	NIL	NIL	NIL
Total	NIL	NIL	NIL
Total paid - up capital of the company, assuming full conversion of warrants and convertible securities	6240000 shares		

Date:08.07.2015
Place: Ahmedabad

FOR SHIVANSH FINSERVE LIMITED


JIGNESH
DIRECTOR



STATEMENT SHOWING SHARE HOLDING PATTERN

Cate Code	Category of Shareholders	No of Share Holders	No of Shares Held	No of Shares Held in Demat	Total Shareholding as % of Total No. of Shares		Shares Pledged or Otherwise Encumbered	
					As %age of (A+B)	As %age of (A+B+C)	No. of Shares	As a % of A
A	Shareholding of promoter and promoter group							
1	Indian							
a	Individuals/HUFs	3	64200	0	1.02885	1.02885	0	0.00000
b	Central Govt./State Govts.	0	0	0	0.00000	0.00000	0	0.00
c	Bodies Corporate	0	0	0	0.00000	0.00000	0	0.00
d	Financial Institutions/Banks	0	0	0	0.00000	0.00000	0	0.00
e	Any other	0	0	0	0.00000	0.00000	0	0.00
	Sub Total A(1)	3	64200	0	1.02885	1.02885	0	0.00000
2	Foreign							
a	Non Resident Individuals/Foreign Ind.	0	0	0	0.00000	0.00000	0	0.00
b	Bodies Corporate	0	0	0	0.00000	0.00000	0	0.00
c	Institutions	0	0	0	0.00000	0.00000	0	0.00
d	Any others	0	0	0	0.00000	0.00000	0	0.00
	Sub Total A(2)	0	0	0	0.00000	0.00000	0	0.00
	Total Share Holding of promoter group	3	64200	0	1.02885	1.02885	0	0.00000
B	Public Shareholding							
1	Institutions							
a	Mutual Funds/UTI	0	0	0	0.00000	0.00000	0	0.00
b	Financial Institutions/Banks	0	0	0	0.00000	0.00000	0	0.00
c	Central Govt./State Govt.	0	0	0	0.00000	0.00000	0	0.00
d	Venture Capital Funds	0	0	0	0.00000	0.00000	0	0.00
e	Insurance Companies	0	0	0	0.00000	0.00000	0	0.00
f	Foreign Institutional Investors	0	0	0	0.00000	0.00000	0	0.00
g	Foreign Venture Capital Investors	0	0	0	0.00000	0.00000	0	0.00
h	Any other	0	0	0	0.00000	0.00000	0	0.00
	Sub Total B(1)	0	0	0	0.00000	0.00000	0	0.00
2	Non Institutions							
a	Bodies Corporate	2	350000	350000	5.60897	5.60897	0	0.00
b1	Individuals-shareholders holding normal	447	153740	11450	2.46378	2.46378	0	0.00
	Share capital upto Rs 1 lac				0.00000	0.00000		
b2	Individuals-shareholders holding normal	42	5130000	5130000	82.21154	82.21154	0	0.00
	Share capital in excess of Rs 1 lac				0.00000	0.00000		
c	Any other 1) Individual Director	0	0	0	0.00000	0.00000	0	0.00
	2) Clearing Member	0	0	0	0.00000	0.00000	0	0.00
	3) NRI	0	0	0	0.00000	0.00000	0	0.00
	4) OCB's	0	0	0	0.00000	0.00000	0	0.00
	5) Trust	0	0	0	0.00000	0.00000	0	0.00
	6) HUF	19	542060	523000	8.68686	8.68686	0	0.00
	Sub Total B(2)	510	6175800	6014450	98.97115	98.97115	0	0.00
	Total Public Share Holding B(1) + B(2)	510	6175800	6014450	98.97115	98.97115	0	0.00
	Total A + B	513	6240000	6014450	100.00000	100.00000	0	0
C	Shares held by Custodians and against which Depository receipts have been issued	0	0	0	0.00000	0.00000	0	0.00
	Grand Total A + B + C	513	6240000	6014450	100.00000	100.00000	0	0


For Shivansh Finserve Limited



(I)(b) Statement showing holding of securities (including shares, warrants, convertible securities) of persons belonging to the category "Promoter and Promoter Group"


Sr.	Name of the	Details of Shares held		Encumbered shares (*)			Details of warrants		Details of convertible securities		Total shares (including underlying shares assuming full conversion of warrants and convertible securities) as a % of diluted share capital
		No.	As a % of grand total (A)+(B)+(C)	No.	As a percentage	As a % of grand total (A)+(B)+(C) of sub-clause (I)(a)	Number of warrants held	As a % total number of warrants of the same class	Number of convertible securities held	As a % total number of convertible securities of the same class	
No.	shareholder	(III)	(IV)	(V)	(VI)=(V)/(III)*100	(VII)	(VIII)	(IX)	(X)	(XI)	(XII)
1	Jigneshbhai shah	27500	0.44	NIL	NIL	NIL	NIL	NIL	NIL	NIL	0.44
2	Jayshreeben dholakiya	21400	0.34	NIL	NIL	NIL	NIL	NIL	NIL	NIL	0.34
3	Kishorbhai dholakiya	15300	0.24	NIL	NIL	NIL	NIL	NIL	NIL	NIL	0.24
TOTAL		64200	1.02	NIL	NIL	NIL	NIL	NIL	NIL	NIL	1.02

(*) The term "encumbrance" has the same meaning as assigned to it in regulation 28(3) of the SEBI Regulations, 2011 For Shivansh Kinserve Limited



(I)(c)(i) Statement showing holding of securities (including shares, warrants, convertible securities) of persons belonging to the category "Public" and holding more than 1% of the total number of shares

Sr. No.	Name of the shareholder	Number of shares held	Shares as a percentage of total number of shares (i.e., Grand Total (A)+(B)+(C) indicated in Statement at para (I)(a) above)	Details of warrants		Details of convertible securities		Total shares (including underlying shares assuming full conversion of warrants and convertible securities) as a % of diluted share capital
				Number of warrants held	As a % total number of warrants of the same class	Number of convertible securities held	% w.r.t total number of convertible securities of the same class	
1	ARCOY INDUSTRIES (INDIA) PRIVATE	250000	4.01	NIL	NIL	NIL	NIL	4.01
2	KUMAR A.	250000	4.01	NIL	NIL	NIL	NIL	4.01
3	MATHIVANAN M.	250000	4.01	NIL	NIL	NIL	NIL	4.01
4	PONNI K.	250000	4.01	NIL	NIL	NIL	NIL	4.01
5	SENBAGAVALLI	250000	4.01	NIL	NIL	NIL	NIL	4.01
6	KIRITKUMAR NATHUBHAI VAGHANI	200000	3.21	NIL	NIL	NIL	NIL	3.21
7	VIPULKUMAR NATHUBHAI VAGHANI	200000	3.21	NIL	NIL	NIL	NIL	3.21
8	JITUBHAI NATHUBHAI VAGHANI	200000	3.21	NIL	NIL	NIL	NIL	3.21
9	ASHMITABEN KIRITBHAI VAGHANI	200000	3.21	NIL	NIL	NIL	NIL	3.21
10	REKHABEN JITUBHAI VAGHANI	200000	3.21	NIL	NIL	NIL	NIL	3.21
11	RITABEN VIPULBHAI VAGHANI	200000	3.21	NIL	NIL	NIL	NIL	3.21
12	ABINESH Y.	200000	3.21	NIL	NIL	NIL	NIL	3.21
13	R. PRIYADARSHINI.	160000	2.56	NIL	NIL	NIL	NIL	2.56
14	DIXIT M SHAH	150000	2.40	NIL	NIL	NIL	NIL	2.40
15	MANSUKHLAL K SHAH	150000	2.40	NIL	NIL	NIL	NIL	2.40
16	PURVESH MANSUKHBHAI SHAH	150000	2.40	NIL	NIL	NIL	NIL	2.40
17	VARSHA DIXIT SHAH	150000	2.40	NIL	NIL	NIL	NIL	2.40
18	RUCHIRANI SHAH	150000	2.40	NIL	NIL	NIL	NIL	2.40
19	MANSUKHLAL K SHAH	150000	2.40	NIL	NIL	NIL	NIL	2.40
20	DIXIT M SHAH	150000	2.40	NIL	NIL	NIL	NIL	2.40
21	PURVESH MANSUKHBHAI SHAH	150000	2.40	NIL	NIL	NIL	NIL	2.40
22	SHUSHILABEN M SHAH	150000	2.40	NIL	NIL	NIL	NIL	2.40
23	YUVARAJAAN R.	120000	1.92	NIL	NIL	NIL	NIL	1.92
24	NISHAN MULTITRADE PRIVATE LIMIT	100000	1.60	NIL	NIL	NIL	NIL	1.60
25	BAMBHROLIYA ARVINDBHAI	100000	1.60	NIL	NIL	NIL	NIL	1.60
26	ASHOKBHAI BABUBHAI BAMBHAROL	100000	1.60	NIL	NIL	NIL	NIL	1.60
27	VRAJLAL BABUBHAI PATEL	100000	1.60	NIL	NIL	NIL	NIL	1.60
28	NISHAN GOVINDBHAI THAKKAR	100000	1.60	NIL	NIL	NIL	NIL	1.60
29	GAUTAMCHAND MOOLCHAND BHAN	100000	1.60	NIL	NIL	NIL	NIL	1.60
30	MANJUDEVI RAMNIRANJAN MODI	100000	1.60	NIL	NIL	NIL	NIL	1.60
31	PARUL ASHOKKUMAR BOHRA	100000	1.60	NIL	NIL	NIL	NIL	1.60
32	ROHAN MOOLCHAND BHANSALI	100000	1.60	NIL	NIL	NIL	NIL	1.60
33	NEHA GAUTAM BHANSALI	100000	1.60	NIL	NIL	NIL	NIL	1.60
34	MANISHA KANTILA GOLECHHIA	100000	1.60	NIL	NIL	NIL	NIL	1.60
35	SRIRAM N.	100000	1.60	NIL	NIL	NIL	NIL	1.60
	TOTAL	5480000	87.82	NIL	NIL	NIL	NIL	87.82



(I)(c)(ii) Statement showing holding of securities (including shares, warrants, convertible securities) of persons (together with PAC) belonging to the category "Public" and holding more than 5% of the total number of shares of the company

Sr. No.	Name(s) of the shareholder(s) and the Persons Acting in Concert (PAC) with them	Number of shares	Shares as a percentage of total number of shares {i.e., Grand Total (A)+(B)+(C) indicated in Statement at para (I)(a) above}	Details of warrants		Details of convertible securities		Total shares (including underlying shares assuming full conversion of warrants and convertible securities) as a % of diluted share capital
				Number of warrants	As a % total number of warrants of the same class	Number of convertible securities held	% w.r.t total number of convertible securities of the same class	
1	NIL	NIL	NIL	NIL	NIL	NIL	NIL	NIL
TOTAL	NIL	NIL	NIL	NIL	NIL	NIL	NIL	NIL

For Shivansh Finserve Limited



Director

(I) (d) STATEMENT SHOWING DETAILS OF LOCKD IN SHARES

SCRIP CODE: M065

COMPANY NAME: SHIVANSH FINSERVE LIMITED

Sr. No	Name of Shareholder	No of Locked-in Shares	% to Total No of Shares
1	ARCOY INDUSTRIE (INDIA) PRIVATE LI	250000	4.01
2	KUMAR A .	250000	4.01
3	MATHIVANAN M .	250000	4.01
4	PONNI K .	250000	4.01
5	SENBAGAVALLI .	250000	4.01
6	KIRITKUMAR NATHUBHAI VAGHANI	200000	3.21
7	VIPULKUMAR NATHUBHAI VAGHANI	200000	3.21
8	JITUBHAI NATHUBHAI VAGHANI	200000	3.21
9	ASHMITABEN KIRITBHAI VAGHANI	200000	3.21
10	REKHABEN JITUBHAI VAGHANI	200000	3.21
11	RITABEN VIPULBHAI VAGHANI	200000	3.21
12	ABINESH . Y .	200000	3.21
13	R. PRIYADARSHINI	160000	2.56
14	DIXIT M SHAH	150000	2.40
15	MANSUKHLAL K SHAH	150000	2.40
16	PURVESH MANSUKHBHAI SHAH	150000	2.40
17	VARSHA DIXIT SHAH	150000	2.40
18	RUCHIRANI SHAH	150000	2.40
19	MANSUKHLAL K SHAH	150000	2.40
20	DIXIT M SHAH	150000	2.40
21	PURVESH MANSUKHBHAI SHAH	150000	2.40
22	SHUSHILABEN M SHAH	150000	2.40
23	YUVARAJAAN. R	120000	1.92
24	NISHAN MULTITRADE PRIVATE LIMITED	100000	1.60
25	BAMBHROLIYA ARVINDBHAI	100000	1.60
26	ASHOKBHAI BABUBHAI BAMBHAROLIYA	100000	1.60
27	VRAJLAL BABUBHAI PATE	100000	1.60
28	NISHAN GOVINDBHAI THAKKAR	100000	1.60
29	GAUTAMCHAND MOOLCHAND BHANSAL	100000	1.60
30	MANJUDEVI RAMNIRANJAN MODI	100000	1.60
31	PARUL ASHOKKUMAR BOHRA	100000	1.60
32	ROHAN MOOLCHAND BHANSALI	100000	1.60
33	NEHA GAUTAM BHANSALI	100000	1.60
34	MANISHA KANTILAL GOLECHHA	100000	1.60
35	SRIRAM.N	100000	1.60
36	CHANDRAKANT NARSIDAS PATEL	50000	0.80
37	MANISHA CHANDRAKANT PATEL	50000	0.80
38	YOGESH MANUBHAI PATEL	50000	0.80
39	MEENABEN YOGESHBHAI PATEL	50000	0.80
40	SUCHIT CHANDRAKANT PATEL	50000	0.80
41	RICHA SUCHIT PATEL	50000	0.80
42	BABULAL GIRISHKUMAR	50000	0.80
43	ARCHANABEN RAJENDRAKUMAR ACHAR	50000	0.80
44	MANISH GHANSHYAMBHAI DAVE HUF	20000	0.32
45	RAJESHKUMAR . AGARWAL	20000	0.32
46	J. PRIYA	20000	0.32
47	SUNITA . AGARWAL	20000	0.32
48	RASHMI HARLALKA	20000	0.32
49	RAKESH HARLALKA	20000	0.32
	TOTAL LOCKED IN SHARES	6000000	96.12



	Type of Outstanding DR (ADR, GDR, SDR, etc.)	No of Outstanding DRs	No of Shares underlying O/s DRs.	shares underlying O/s DRs as % of Total Shares indicated in Statement at para (I)(a) above.
(II) (a) STATEMENT SHOWING DETAILS OF DEPOSITORY RECEIPTS (DRs)				
Sr. No	NIL	NIL	NIL	NIL

	Name of the DR Holder	Type of Outstanding DR (ADR, GDR, SDR, etc.)	No of Shares underlying O/s DRs.	shares underlying O/s DRs as % of Total Shares indicated in Statement at para (I)(a) above.
(II) (b)				
Sr. No	NIL	NIL	NIL	NIL

