

# MANSAROVAR FINANCIAL SERVICES LIMITED

CIN:- L65910UP1984PLC006904

(I) (a) STATEMENT SHOWING REVISED SHARE HOLDING PATTERN AS ON 30/09/2014

SCRIP CODE: M065

COMPANY NAME: MANSAROVAR FINANCIAL SERVICES LIMITED

Partly paid - up Shares	No. of Partly Paid up Shares	As a % of total no. of Partly Paid Up Share	As a % of total No. of shares of the Company
Held by promoter/ promoter group	NIL	NIL	NIL
Held by Public	NIL	NIL	NIL
Total	NIL	NIL	NIL
Outstanding Convertible Securities	No. of Outstanding Securities	As a % of total no. of outstanding Convertible securities	As a % of total no. of shares of the Company assuming full conversion of the convertible securities
Held by promoter/ promoter group	NIL	NIL	NIL
Held by Public	NIL	NIL	NIL
Total	NIL	NIL	NIL
Warrants	No. of Warrants	As a % of total no. of Warrants	As a % of total no. of shares of the Company assuming full conversion of Warrants
Held by promoter/ promoter group	NIL	NIL	NIL
Held by Public	NIL	NIL	NIL
Total	NIL	NIL	NIL
<b>Total paid - up capital of the company, assuming full conversion of warrants and convertible securities</b>	<b>240000 shares</b>		

Date:- 10/09/2014

Place: Najibabad

For Mansarovar financial Services Limited

DIRECTOR



REGD OFF: KOTWALIROAD, NAJIBABAD, Dist.: - Bijnor 246763, U.P.

Corporate Office:- 22 First Floor, Harsidhh Complex, Opp. Kalupur commercial Bank, Income Tax, Ashram Road, Ahmednagar - 380014, Gujarat Co No. - +91-7927540337

Mail at: - [mansarovarfinancial@gmail.com](mailto:mansarovarfinancial@gmail.com), website:- [www.mansarovarfinancial.com](http://www.mansarovarfinancial.com)

## (I) (a) STATEMENT SHOWING REVISED SHARE HOLDING PATTERN AS ON 30/09/2014

SCRIP CODE:M065

COMPANY NAME: MANSAROVAR FINANCIAL SERVICES LIMITED


Cate Code	Category of Shareholders	No of Share Holders	No of Shares Held	No of Shares Held in Demat	Total Shareholding as % of Total No. of Shares		Shares Pledged or Otherwise Encumbered	
					As %age of (A+B)	As %age of (A+B+C)	No. of Shares	As a % of A
<b>A</b>	<b>Shareholding of promoter and promoter group</b>							
<b>1</b>	<b>Indian</b>							
a	Individuals/HUFs	3	64200	0	26.75000	26.75000	0	0.00000
b	Central Govt./State Govts.	0	0	0	0.00000	0.00000	0	0.00
c	Bodies Corporate	0	0	0	0.00000	0.00000	0	0.00
d	Financial Institutions/Banks	0	0	0	0.00000	0.00000	0	0.00
e	Any other	0	0	0	0.00000	0.00000	0	0.00
	<b>Sub Total A(1)</b>	<b>3</b>	<b>64200</b>	<b>0</b>	<b>26.75000</b>	<b>26.75000</b>	<b>0</b>	<b>0.00000</b>
<b>2</b>	<b>Foreign</b>							
a	Non Resident Individuals/Foreign Ind.	0	0	0	0.00000	0.00000	0	0.00
b	Bodies Corporate	0	0	0	0.00000	0.00000	0	0.00
c	Institutions	0	0	0	0.00000	0.00000	0	0.00
d	Any others	0	0	0	0.00000	0.00000	0	0.00
	<b>Sub Total A(2)</b>	<b>0</b>	<b>0</b>	<b>0</b>	<b>0.00000</b>	<b>0.00000</b>	<b>0</b>	<b>0.00</b>
	<b>Total Share Holding of promoter group</b>	<b>3</b>	<b>64200</b>	<b>0</b>	<b>26.75000</b>	<b>26.75000</b>	<b>0</b>	<b>0.00000</b>
<b>B</b>	<b>Public Shareholding</b>							
<b>1</b>	<b>Institutions</b>							
a	Mutual Funds/UTI	0	0	0	0.00000	0.00000	0	0.00
b	Financial Institutions/Banks	0	0	0	0.00000	0.00000	0	0.00
c	Central Govt./State Govt.	0	0	0	0.00000	0.00000	0	0.00
d	Venture Capital Funds	0	0	0	0.00000	0.00000	0	0.00
e	Insurance Companies	0	0	0	0.00000	0.00000	0	0.00
f	Foreign Institutional Investors	0	0	0	0.00000	0.00000	0	0.00
g	Foreign Venture Capital Investors	0	0	0	0.00000	0.00000	0	0.00
h	Any other	0	0	0	0.00000	0.00000	0	0.00
	<b>Sub Total B(1)</b>	<b>0</b>	<b>0</b>	<b>0</b>	<b>0.00000</b>	<b>0.00000</b>	<b>0</b>	<b>0.00</b>
<b>2</b>	<b>Non Institutions</b>							
a	Bodies Corporate	0	0	0	0.00000	0.00000	0	0.00
b1	Individuals-shareholders holding normal Share capital upto Rs 1 lac	450	153700	0	64.04167	64.04167	0	0.00
b2	Individuals-shareholders holding normal Share capital in excess of Rs 1 lac	0	0	0	0.00000	0.00000	0	0.00
c	Any other 1) Individual Director	0	0	0	0.00000	0.00000	0	0.00
	2) Clearing Member	0	0	0	0.00000	0.00000	0	0.00
	3) NRI	0	0	0	0.00000	0.00000	0	0.00
	4) OCB's	0	0	0	0.00000	0.00000	0	0.00
	5) Trust / HUF	12	22100	0	9.20833	9.20833	0	0.00
	<b>Sub Total B(2)</b>	<b>462</b>	<b>175800</b>	<b>0</b>	<b>73.25000</b>	<b>73.25000</b>	<b>0</b>	<b>0.00</b>
	<b>Total Public Share Holding B(1) + B(2)</b>	<b>462</b>	<b>175800</b>	<b>0</b>	<b>73.25000</b>	<b>73.25000</b>	<b>0</b>	<b>0.00</b>
	<b>Total A + B</b>	<b>465</b>	<b>240000</b>	<b>0</b>	<b>100.00000</b>	<b>100.00000</b>	<b>0</b>	<b>0</b>
<b>C</b>	<b>Shares held by Custodians and against which Depository receipts have been issued</b>	<b>0</b>	<b>0</b>	<b>0</b>	<b>0.00000</b>	<b>0.00000</b>	<b>0</b>	<b>0.00</b>
	<b>Grand Total A + B + C</b>	<b>465</b>	<b>240000</b>	<b>0</b>	<b>100.00000</b>	<b>100.00000</b>	<b>0</b>	<b>0</b>

Date:- 06/09/2014

Place: Najibabad

For Mansarovar Financial Services Limited

Director




(I)(b) Statement showing holding of securities (including shares, warrants, convertible securities) of persons belonging to the category "Promoter and Promoter Group"

Sr. No.	Name of the shareholder	Details of Shares held		Encumbered shares (*)			Details of warrants		Details of convertible securities		Total Shares (including underlying shares assuming full conversion of warrants and convertible securities) as a % of diluted share capital
		Number of shares held	As a % of grand total (A)+(B)+(C)	No.	As a percentage	As a % of grand total (A)+(B)+(C) of sub-clause (I)(a)	Number of warrants held	As a % total number of warrants of the same class	Number of convertible securities held	As a % total number of convertible securities of the same class	
(I)	(II)	(III)	(IV)	(V)	(VI)=(V)/(III)*100	(VII)	(VIII)	(IX)	(X)	(XI)	(XII)
1	Rakesh Kumar	21400	8.92	NIL	NIL	NIL	NIL	NIL	NIL	NIL	8.92
2	Avdesh Kumar	15300	6.38	NIL	NIL	NIL	NIL	NIL	NIL	NIL	6.38
3	Agarwal Usha	27500	11.46	NIL	NIL	NIL	NIL	NIL	NIL	NIL	11.46
				NIL	NIL	NIL	NIL	NIL	NIL	NIL	0.00
<b>TOTAL</b>		<b>64200</b>	<b>26.75</b>	<b>NIL</b>	<b>NIL</b>	<b>NIL</b>	<b>NIL</b>	<b>NIL</b>	<b>NIL</b>	<b>NIL</b>	<b>26.75</b>

(\*) The term "encumbrance" has the same meaning as assigned to it in regulation 28(3) of the SAST Regulations, 2011

For Mansarovar Financial Services Limited

Director




(I)(c)(i) Statement showing holding of securities (including shares, warrants, convertible securities) of persons (together with PAC) belonging to the category "Public" and holding more than 1% of the total number of shares of the company:

Sr. No.	Name(s) of the shareholder(s) and the Persons Acting in Concert (PAC) with them	Number of shares	Shares as a percentage of total number of shares (i.e., Grand Total (A)+(B)+(C) indicated in Statement at para (I)(a) above)	Details of warrants		Details of convertible securities		Total shares (including underlying shares assuming full conversion of warrants and convertible securities) as a % of diluted share capital
				Number of warrants	As a % total number of warrants of the same class	Number of convertible securities held	% w.r.t total number of convertible securities of the same class	
1	ALKESH PATEL	4000	1.67	NIL	NIL	NIL	NIL	1.67
2	ALKESH PATEL HUF	4400	1.83	NIL	NIL	NIL	NIL	1.83
3	KOMAL ALKESH PATEL	4000	1.67	NIL	NIL	NIL	NIL	1.67
4	GIRISHCHANDRA GANDHI HUF	2600	1.08					
5	JAYSHREE GANDHI	3000	1.25					
6	BHUMI GANDHI	3000	1.25					
7	RITESH GANDHI	2400	1.00					
8	SUNILKUMAR GUPTA	2400	1.00					
TOTAL	NIL	12400	10.75	NIL	NIL	NIL	NIL	5.17

For Mansarovar Financial Services Limited


Director



**(I)(c)(ii) Statement showing holding of securities (including shares, warrants, convertible securities) of persons (together with PAC) belonging to the category "Public" and holding more than 5% of the total number of shares of the company**

Sr. No.	Name(s) of the shareholder(s) and the Persons Acting in Concert (PAC) with them	Number of shares	Shares as a percentage of total number of shares {i.e., Grand Total (A)+(B)+(C) indicated in Statement at para (I)(a) above}	Details of warrants		Details of convertible securities		Total shares (including underlying shares assuming full conversion of warrants and convertible securities) as a % of diluted share capital
				Number of warrants	As a % total number of warrants of the same class	Number of convertible securities held	% w.r.t total number of convertible securities of the same class	
NIL	NIL	NIL	NIL	NIL	NIL	NIL	NIL	NIL
<b>TOTAL</b>	<b>NIL</b>	<b>NIL</b>	<b>NIL</b>	<b>NIL</b>	<b>NIL</b>	<b>NIL</b>	<b>NIL</b>	<b>NIL</b>

For Mansarovar Financial Services Limited



Director

(I) (d) STATEMENT SHOWING DETAILS OF LOCKD IN SHARES

SCRIP CODE:M065

COMPANY NAME: MANSAROVAR FINANCIAL SERVICES LIMITED

Sr. No	Name of Shareholder	No of Locked-in Shares	% to Total No of Shares
	TOTAL	0	0.00

(II) (a) STATEMENT SHOWING DETAILS OF DEPOSITORY RECEIPTS (DRs)

Sr. No	Type of Outstanding DR ((ADRs, GDRs, SDRs, etc.)	No of Outstanding DRs	No of Shares underlying O/s DRs.	shares underlying O/s DRs as % of Total Shares indicated in Statement at para (I)(a) above.
	NIL	NIL	NIL	NIL

(II) (b) STATEMENT SHOWING HOLDING OF DEPOSITORY RECEIPTS (DRs) WHERE UNDERLYING SHARES ARE IN EXCESS OF 1% OF THE TOTAL NO. OF SHARES

Sr. No	Name of the DR Holder	Type of Outstanding DR ((ADRs, GDRs, SDRs, etc.)	No of Shares underlying O/s DRs.	shares underlying O/s DRs as % of Total Shares indicated in Statement at para (I)(a) above.
	NIL	NIL	NIL	NIL

For Mansarovar Financial Services Limited

Director

