


Introductory sub-table (I)(a)

Name of the Company: MANSAROVAR FINANCIAL SERVICES LTD.			
Scrip Code, Name of the scrip, class of security:			
Quarter ended: 30 SEPTEMBER 2012			
Partly paid-up shares:-	No. of partly paid-up shares	As a % of total no. of partly paid-up shares	As a % of total no. of shares of the company
Held by promoter/promoter group	0	0	0
Held by public	0	0	0
Total - D	0	0	0
Outstanding convertible securities:-	No. of outstanding securities	As a % of total no. of outstanding convertible securities	As a % of total no. of shares of the company, assuming full conversion of the convertible securities
Held by promoter/promoter group	0	0	0
Held by public	0	0	0
Total - E	0	0	0
Warrants:-	No. of warrants	As a % of total no. of warrants	As a % of total no. of shares of the company, assuming full conversion of warrants
Held by promoter/promoter group	0	0	0
Held by public	0	0	0
Total - F	0	0	0
Total paid-up capital of the company, assuming full conversion of warrants and convertible securities (Grand Total (A+B+C)+ D+E+F)		240000	

For Mansarovar Financial Services Limited



Statement Showing Shareholding Pattern

Statement Showing Shareholding Pattern								
Category code	Category of Shareholder	No. of Shareholders	Table (I)(a)		Total shareholding as a percentage of total number of shares		Shares Pledged or otherwise encumbered	
			Total no. of shares	No. of shares dematerialized form	As a percentage of (A+B) ¹	As a percentage of (A+B+C)	Number of shares	As a percentage
(I)	(II)	(III)	(IV)	(V)	(VI)	(VII)	(VIII)	(IX)= (VIII)/(IV)*100
(A)	Shareholding of Promoter and Promoter Group²							
1	Indian							
(a)	Individuals/ Hindu Undivided Family	14	102700	0	42.79	42.79	0	0.00
(b)	Central Government/ State Government(s)	0	0	0	0.00	0.00	0	0.00
(c)	Bodies Corporate	5	48200	0	20.08	20.08	0	0.00
(d)	Financial Institutions/ Banks	0	0	0	0.00	0.00	0	0.00
(e)	Any Others(Specify)	0	0	0	0.00	0.00	0	0.00
(e-i)								
(e-ii)								
	Sub Total(A)(1)	19	150900	0	62.88	62.88	0	0.00
2	Foreign							
a	Individuals (Non-Residents Individuals/ Foreign Individuals)	0	0	0	0.00	0.00	0	0.00
b	Bodies Corporate	0	0	0	0.00	0.00	0	0.00
c	Institutions	0	0	0	0.00	0.00	0	0.00
d	Any Others(Specify)	0	0	0	0.00	0.00	0	0.00
d-i								
d-ii								
	Sub Total(A)(2)	0	0	0	0.00	0.00	0	0.00
	Total Shareholding of Promoter and Promoter Group (A)= (A)(1)+(A)(2)	19	150900	0	62.88	62.88	0	0.00
(B)	Public shareholding							
1	Institutions							
(a)	Mutual Funds/ UTI	0	0	0	0.00	0.00	0	0.00

[Handwritten Signature]



Sr.No	Notes
1	NA
2	NA
3	NA
4	NA
5	NA
6	NA
7	NA
8	NA
9	NA

[Handwritten Signature]




(I)(b) Statement showing Shareholding of persons belonging to the category "Promoter and Promoter Group"						
Sr. No.	Name of the shareholder	Total shares held		Shares pledged or otherwise encumbered		
		Number of shares	As a % of grand total (A)+(B)+(C)	Number	As a percentage	As a % of grand total (A)+(B)+(C) of sub-clause (I)(a)
(I)	(II)	(III)	(IV)	(V)	(VI)=(V)/(III)*100	(VII)
1	Rakesh Kumar	21400	8.92	0	0.00	0.00
2	Agarwal Mithlesh	6150	2.56	0	0.00	0.00
3	Chandra Forest Product	1000	0.42	0	0.00	0.00
4	Kusum Agro Food	500	0.21	0	0.00	0.00
5	Najibabad Finance Co.	1000	0.42	0	0.00	0.00
6	Agarwal Himani	50	0.02	0	0.00	0.00
7	Avdesh Kumar	15300	6.38	0	0.00	0.00
8	Chandra Kattha Industries pvt. Ltd.	37700	15.71	0	0.00	0.00
9	Mansarover Holdings	8000	3.33	0	0.00	0.00
10	Agarwal Sukriti	4600	1.92	0	0.00	0.00
11	Agarwal Chand Subhash	21400	8.92	0	0.00	0.00
12	Agarwal C.S (HUF)	5300	2.21	0	0.00	0.00
13	Agarwal Usha	6100	2.54	0	0.00	0.00
14	Agarwal Siddarth	5300	2.21	0	0.00	0.00
15	Agarwal Gautam	5250	2.19	0	0.00	0.00
16	Rakesh Kumar (HUF)	3650	1.52	0	0.00	0.00
17	Agrawal Akshat	2100	0.88	0	0.00	0.00
18	Avdesh Kumar (HUF)	4600	1.92	0	0.00	0.00
19	Agarwal Mayank	1500	0.63	0	0.00	0.00
TOTAL		150900	62.88			

[Handwritten Signature]



(I)(c) Statement showing Shareholding of persons belonging to the category			
"Public" and holding more than 1% of the total number of shares			
Sr. No.	Name of the shareholder	Number of shares	Shares as a percentage of total number of shares (i.e., Grand Total (A)+(B)+(C) indicated in Statement at para (I)(a) above)
1	R.C.A Agarwal & Sons	10200	4.25
2	Prachi Agarwal	25975	10.82
3	Pallavi Agarwal	25975	10.82
4	Mansarovar Paper & Industries Limited	20000	8.33
	TOTAL	82150	34.22

For Mansarovar Financial Services Limited




Director

(D)(d) Statement showing details of locked-in shares

Sr. No.	Name of the shareholder	Number of locked-in shares	Locked-in shares as a percentage of total number of shares i.e., Grand Total (A)+(B)+(C) indicated in Statement at para (D)(a) above}
1	NA	NA	NA
2	NA	NA	NA
3	NA	NA	NA
4	NA	NA	NA
5	NA	NA	NA
6	NA	NA	NA
7	NA	NA	NA
8	NA	NA	NA
9	NA	NA	NA
TOTAL		0	0.00


[Handwritten Signature]



(II)(a) Statement showing details of Depository Receipts (DRs)

Sr. No.	Type of outstanding DR (ADRs, GDRs, SDRs, etc.)	Number of outstanding DRs	Number of shares underlying outstanding DRs	Shares underlying outstanding DRs as a percentage of total number of shares {i.e., Grand Total (A)+(B)+(C) indicated in Statement at para (I)(a) above}
1	NA	NA	NA	NA
2	NA	NA	NA	NA
3	NA	NA	NA	NA
4	NA	NA	NA	NA
5	NA	NA	NA	NA
6	NA	NA	NA	NA
7	NA	NA	NA	NA
8	NA	NA	NA	NA
9	NA	NA	NA	NA
TOTAL		0	0	0.00

Supastya



(II)(b) **Statement showing holding of Depository Receipts (DRs), where underlying shares held by "promoter/promoter group" are in excess of 1% of the total number of shares**

Sr. No.	Name of the DR Holder	Type of outstanding DR (ADRs, GDRs, SDRs, etc.)	Number of shares underlying outstanding DRs	Shares underlying outstanding DRs as a percentage of total number of shares i.e., Grand Total (A)+(B)+(C) indicated in Statement at para (I)(a) above}
1	NA	NA	NA	NA
2	NA	NA	NA	NA
3	NA	NA	NA	NA
4	NA	NA	NA	NA
5	NA	NA	NA	NA
6	NA	NA	NA	NA
7	NA	NA	NA	NA
8	NA	NA	NA	NA
9	NA	NA	NA	NA
TOTAL			0	0.00

[Handwritten Signature]

